

JPX-LEI User Guide

2014/8/1

Japan Exchange Group, Inc. / Tokyo Stock Exchange, Inc.

Contents



- Outline
- General User
 - JPX-LEI Search
 - File Download
- JPX-LEI Applicant
 - Create New Account
 - Application for JPX-LEI allocation (NEW)
 - Application for changes to registered data
 - JPX-LEI bulk application
 - FAQ

■ Browser

This website was created for use with Microsoft Internet Explorer (IE) 8/9/10. Additionally, we recommend enabling the following settings in your browser.

- Enable Javascript
- Use HTTP 1.1

■ Apple Computer Users

It is possible for Apple users to view this website. However, such users may experience some issues.

■ PDF Files


Adobe Reader is required to view PDF files.

Adobe Reader is distributed (free of charge) by Adobe Systems Incorporated.

If you cannot open a PDF file, please try again using the latest version of Adobe Reader.

General User<JPX-LEI Search>




**JPX-LEI**

1. Click here


日本語

Font Size: **M** L

Search




[JPX-LEI System](#) [JPX-LEI Search](#) [Application Procedures](#) [My Page](#)




JPX has decided to become LOU in order to establish LEI allocation system in Japan. JPX aims to provide LEI allocation service with credibility and efficiency. JPX contributes to the financial industry by creating and maintaining global LEI system.

*LEI (Legal Entity Identifier)

NMI Österreich
Institut National de la Statistique et des Etudes Economiques
London Stock Exchange
Irish Stock Exchange
Rouge National Settlement Observatory
Poland Krajowy Rejestr Sądowy S.A.
Dutch Chamber of Commerce
National Board of Patents and Registration of Finland
Centraal Bureau voor de Statistiek, a.s.
Unione Italiana per la Gestione di Commercianti
Registre Mercantile del Baixo do Espírito
Centraal Bureau voor de Statistiek, a.s.
Bundesanstalt für Wirtschaftsinformation
Breskanyard Register Centre

 **Login**
Login my page is here.

 **Create New Account**

News [▶ more](#)

2014/7/28 [Implementation of LEI](#) **NEW**

General User <JPX-LEI Search>



JPX-LEI Search

Challenge

When there are doubts about published LEI and its reference data, please contact the following. JPX confirms it based on the opinion.

【Contact】

Information Services

Tel : 050-3377-7830

E-Mail: lei@jpx.co.jp

Enter conditions

2. Fill in a necessary matter.

Please enter condition(s) and push the search button

JPX-LEI	<input type="text"/>	Entity Name	<input type="text"/>
Country	not specified ▼	Address	<input type="text"/>
Registration Status	not specified ▼	Legal Form	<input type="text"/>

3. Click here

Search

JPX-LEI ▲	Entity Name	Country	Legal Address	Registration Status	Detail
---------------------------	-----------------------------	-------------------------	-------------------------------	-------------------------------------	------------------------

General User<JPX-LEI Search>



Enter conditions and Search

Please enter condition(s) and push the search button

JPX-LEI	<input type="text"/>	Entity Name	<input type="text"/>
Country	<input type="text" value="not specified"/>	Address	<input type="text"/>
Registration Status	<input type="text" value="not specified"/>	Legal Form	<input type="text"/>

For Excel,
Click here

For CSV,
Click here

Showing 1 to 1 entries

JPX-LEI ▲	Entity Name	Country	Legal Address	Registration Status	Detail
353800279ADEFGKNTV22	株式会社東京証券取引所 Tokyo Stock Exchange, Inc.	Japan(JP)	東京都 中央区 日本橋		Detail

For Detail,
Click here

1

General User<File Download>



 **Login**
Login my page is here.

 **Create New Account**
Create New Account is here.

News [▶ more](#)

2014/7/28 Implementation of LEI **NEW**

JPX-LEI System

- ▶ Outline of JPX-LEI
- ▶ JPX-LEI code structure
- ▶ Global LEI Governance Structure
- ▶ Process of Allocation of Legal Entity Identifier (LEI)
- ▶ Fees

Search

- ▶ JPX-LEI Search
- ▶ Download(JPX-LEI Full files)
- ▶ Download(JPX-LEI Delta files)

Application Procedures

- ▶ Application for JPX-LEI allocation (NEW)
- ▶ Application for transfer to JPX-LEI
- ▶ Application for changes to registered data
- ▶ JPX-LEI bulk application

My Page


- ▶ MY JPX-LEI (Application)
- ▶ MY JPX-LEI (Registered)
- ▶ Application for JPX-LEI allocation
- ▶ Change your Account

For Full file,
Click here

For Delta file,
Click here


General User<File Download>




**JPX-LEI**

日本語

Font Size: **M** L



Search



[JPX-LEI System](#) [JPX-LEI Search](#) [Application Procedures](#) [My Page](#)

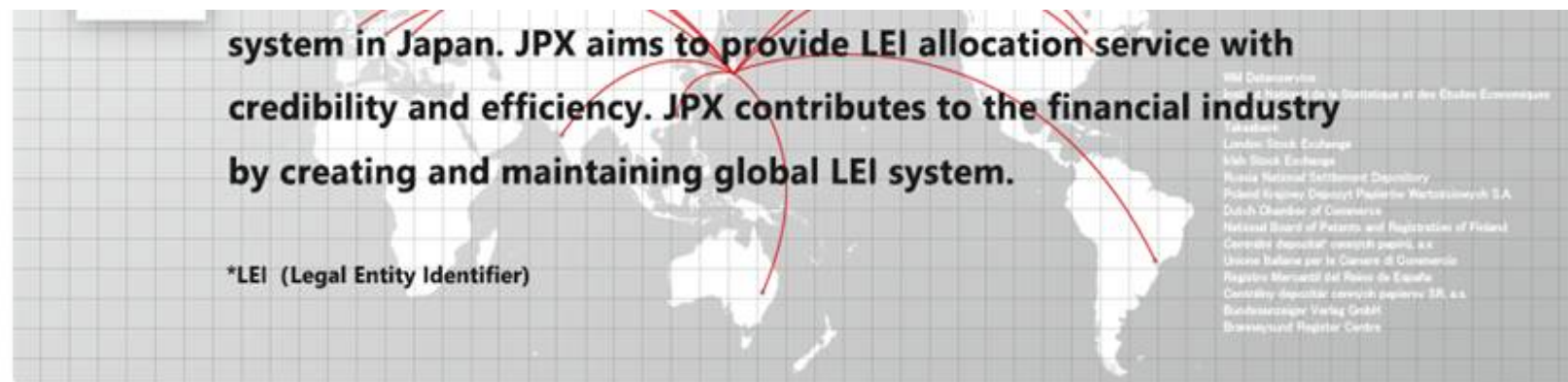
HOME > Past three months only. Updated everyday by 4pm(JST).

Past three months only. Updated everyday by 4pm(JST).

1. Click here

2014/07/31	JPX-LEI-JPXFullFile_20140731.xml
2014/07/30	JPX-LEI-JPXFullFile_20140730.xml
2014/07/29	JPX-LEI-JPXFullFile_20140729.xml
2014/07/28	JPX-LEI-JPXFullFile_20140728.xml

JPX-LEI Applicant <Create New Account>




JPX-LEI Applicant <Create New Account>



For JPX-LEI application and maintenance, account data is requisite.
Please do not forget your User ID and Password.

Input of account information

Name of the person in charge	<input type="text"/>
Phone number	<input type="text"/>
E-mail address	<input type="text"/>
Use language	Japanese ▾
User ID (At least 8 characters)	<input type="text"/>
Password (6 or more characters alphanumeric)	<input type="password"/>
Password(Confirmation)	<input type="password"/>
 Please enter the characters on the left	<input type="text"/>
Accept our terms of use	<input type="checkbox"/> agree

[Click here](#) for terms and conditions.

3. Click here

Register

2. Fill in a necessary matter.

3. Click here

JPX-LEI Applicant <Create New Account>



JPX-LEI

日本語

Font Size: **M** L

Search

JPX

JPX-LEI System JPX-LEI Search Application Procedures My Page

HOME > Registration confirmation

4. Please confirm message to your e-mail address.

Confirmation e-mail sent

Registration is not yet complete. Please when you click on the URL of the mail body of the email, so has been sent to the addressed [redacted]

Please click the URL attached in confirmation mail to complete.

JPX-LEI Applicant < Application for JPX-LEI allocation (NEW) >



JPX-LEI

Font Size:

M

L



1. Click here

Search

JPX-LEI System

JPX-LEI Search

Application Procedures

My Page



JPX has decided to become LOU in order to establish LEI allocation system in Japan. JPX aims to provide LEI allocation service with credibility and efficiency. JPX contributes to the financial industry by creating and maintaining global LEI system.

*LEI (Legal Entity Identifier)

NMI Österreich
Institut National de la Statistique et des Etudes Economiques
London Stock Exchange
Irish Stock Exchange
Rouge National Settlement Observatory
Poland Krajowy Rejestr Sądowy S.A.
Dutch Chamber of Commerce
National Board of Patents and Registration of Finland
Centraal Bureau van de Statistiek, a.s.
Unione Italiana per la Gestione di Commercianti
Registre Mercantile del Balears de Eivissa
Centraal Bureau van de Statistiek, a.s.
Bundesanstalt für Wirtschaftsinformation
Briarwood Register Centre



Login

Login my page is here.

News

2014/7/28

Implementation of LEI **NEW**

more

Create New Account

JPX-LEI Applicant <Application for JPX-LEI allocation (NEW)>



HOME > Login

Login

2. Fill in a necessary matter.

User ID	<input type="text"/>
Password	<input type="password"/>

[Forgot your password?](#)

3. Click here

Login

Create an account [here](#)

- After login, This page is log out automatically when it passes for 180 minutes after the last operation.

JPX-LEI Applicant < Application for JPX-LEI allocation (NEW) >



JPX-LEI

Logout

日本語

Font Size: **M** L

Search

JPX

JPX-LEI System JPX-LEI Search Application Procedures My Page

HOME > MY JPX-LEI (Application) [A list of pending here](#)

MY JPX-LEI (Application)


4. Click here

New applications you can apply [here](#).
Change application for registration information is available upon request from [here](#).

Enter conditions and Search

JPX-LEI Applicant <Application for JPX-LEI allocation (NEW)>




**JPX-LEI**


Logout

日本語

Font Size: **M** L



Search



JPX-LEI System

JPX-LEI Search

Application Procedures

My Page

HOME > JPX-LEI Application

JPX-LEI Application

Change application for registration information is available upon request from [here](#).

Open data

Division *

☒ New application ☐ Transfer application

Entity Name *

Other Entity Names1

Other Entity Names2

Other Entity Names3

5. Fill in a necessary matter.

JPX-LEI Applicant <Application for JPX-LEI allocation (NEW)>



Staff	Staff Position *	<input type="text"/>
	Staff Name *	<input type="text"/>
	Phone Number *	<input type="text"/>
	Staff E-mail Address *	<input type="text"/>

Invoice Entity	Entity *	<input type="text"/>
	Address *	<input type="text"/>
	Division *	<input type="text"/>
	Staff Name *	<input type="text"/>
	Phone Number *	<input type="text"/>
	Staff E-mail Address *	<input type="text"/>

6.Attach one zip file

Attached file *	<input type="text"/> 参照...
-----------------	----------------------------

7.Click here

Register

JPX-LEI Applicant <Application for JPX-LEI allocation (NEW)>



Invoice Entity	Entity	user
	Address	user
	Division	user
	Staff Name	user
	Phone Number	11111
	Staff E-mail Address	<input type="text" value="*****@*****.*****"/>
Attached file	Uploaded	

For revise,
Click here


8. For register,
Click here

Correct

Register

JPX-LEI Applicant <Application for JPX-LEI allocation (NEW)>




**JPX-LEI**

Logout

日本語

Font Size: **M** L

Search



[JPX-LEI System](#) [JPX-LEI Search](#) [Application Procedures](#) [My Page](#)

HOME > JPX-LEI Detail

JPX-LEI Detail

9. Completion


Has been registered.

userguide Open data

Status	Pending validation
Entity Name	userguide

JPX-LEI Applicant < Application for changes to registered data >




**JPX-LEI**

Font Size: M L

Search


[JPX-LEI System](#) [JPX-LEI Search](#) [Application Procedures](#) [My Page](#)




JPX has decided to become LOU in order to establish LEI allocation system in Japan. JPX aims to provide LEI allocation service with credibility and efficiency. JPX contributes to the financial industry by creating and maintaining global LEI system.

*LEI (Legal Entity Identifier)

NMI Österreich
Institut National de la Statistique et des Etudes Economiques
Autoriteit
London Stock Exchange
Irish Stock Exchange
Rouge National Settlement Observatory
Poland Krajowy Rejestr Sądowy S.A.
Dutch Chamber of Commerce
National Board of Patents and Registration of Finland
Centraal Bureau voor de Statistiek, a.s.
Unione Italiana per la Gestione di Commercianti
Registre Mercantile del Rio de Janeiro
Centraal Bureau voor de Statistiek, a.s.
Bundesanstalt für Wirtschaftsinformationssysteme
Briarwood Register Centre

 **Login**
Login my page is here.

 **Create New Account**

News [▶ more](#)

2014/7/28 [Implementation of LEI](#) **NEW**

JPX-LEI Applicant < Application for changes to registered data >



HOME > Login

Login

User ID	<input type="text"/>
Password	<input type="password"/>

• [Forgot your password?](#)

2. Fill in a necessary matter.

3. Click here


Login

Create an account [here](#)

- After login, This page is log out automatically when it passes for 180 minutes after the last operation.

JPX-LEI Applicant < Application for changes to registered data >




**JPX-LEI**

Logout

日本語

Font Size: **M** L

Search



[JPX-LEI System](#) [JPX-LEI Search](#) [Application Procedures](#) [My Page](#)

HOME > MY JPX-LEI (Application) [A list of pending here](#)

MY JPX-LEI (Application)

New applications you can apply [here](#).
Change application for registration information is available upon request from [here](#).

4. Click here

Enter conditions and Search

JPX-LEI Applicant < Application for changes to registered data >



HOME > JPX-LEI Application

JPX-LEI Application

5. Click here

Change application for registration information is available upon request from [here](#).

Open data

Division *

☒ New application ☐ Transfer application

Entity Name *

Other Entity Names1

Other Entity Names2

Other Entity Names3

JPX-LEI Applicant < Application for changes to registered data >



Change application is available upon request from each detail information

Enter conditions and Search

Please enter condition(s) and push the search button

JPX-LEI	<input type="text"/>	Entity Name	<input type="text"/>
Country	not specified ▼	Address	<input type="text"/>
Registration Status	not specified ▼	Legal Form	<input type="text"/>

Search

Showing 1 to 1 1entries

JPX-LEI ▲	Entity Name	Country	Legal Address	Registration Status	
353800279ADEFKNTV22	株式会社東京証券取引所	Japan(JP)	東京都 中央区 日本橋兜町2番1号	Issued	Detail

6. Click here

JPX

There is “Change” under the page.

Invoice Entity	Entity	株式会社東京証券取引所
	Address	東京都日本橋兜町2番1号
	Division	情報サービス部
	Staff Name	██████
	Phone Number	██████████
	Staff E-mail Address	██████████████████

7. Click here

Change

EXCEL Download

CSV Download

JPX-LEI Applicant < Application for changes to registered data >



Invoice Entity	Entity *	<input type="text" value="株式会社東京証券取引所"/>
	Address *	<input type="text" value="東京都日本橋兜町2番1号"/>
	Division *	<input type="text" value="情報サービス部"/>
	Staff Name *	<input type="text" value=""/>
	Phone Number *	<input type="text" value=""/>
	Staff E-mail Address *	<input type="text" value=""/>

Attached file [参照...](#)

[8. Click here](#)

[Register](#)

JPX-LEI Applicant < Application for changes to registered data >



Please check your data at Confirmation page.

JPX-LEI Application confirmation

Please press the [Registration] button to check the application contents.

Open data

Division	変更申請
Entity Name	株式会社東京証券取引所
Other Entity Names1	Tokyo Stock Exchange, Inc.
Other Entity Names2	東証

JPX

**For correct,
Click here**

**9. For register,
Click here**

JPX-LEI Applicant < Application for changes to registered data >



JPX-LEI Detail

10. Completion


Has been registered.

株式会社東京証券取引所 Open data


Status	Pending validation
Entity Name	株式会社東京証券取引所
Other Entity Names	Tokyo Stock Exchange, Inc. 東証 TSE
LEI	353800279ADEFKNTV22

JPX-LEI Applicant <JPX-LEI bulk application>




**JPX-LEI**

Font Size: IV L M

日本語 

Search


[JPX-LEI System](#) [JPX-LEI Search](#) [Application Procedures](#) [My Page](#)




JPX has decided to become LOU in order to establish LEI allocation system in Japan. JPX aims to provide LEI allocation service with credibility and efficiency. JPX contributes to the financial industry by creating and maintaining global LEI system.

*LEI (Legal Entity Identifier)

- NMI Centre for Finance
- Statistik und Informationswissenschaften
- London Stock Exchange
- Irish Stock Exchange
- Russia National Settlement Clearinghouse
- Poland Krajowy Rejestr Sądowy S.A.
- Qatar Chamber of Commerce
- National Board of Patents and Registration of Finland
- Central Bank of the Republic of Serbia
- Union Bancaire pour le Commerce et l'Industrie
- Registre Mercantile del Reino de España
- Central Bank of the Republic of Serbia
- Bundesregister
- Swedish Register Centre

**Login**
Login my page is here.

 **Create New Account**

News [more](#)

2014/7/28 **Implementation of LEI** **NEW**

JPX-LEI Applicant <JPX-LEI bulk application>




The screenshot shows the JPX-LEI Applicant portal. At the top left is the JPX logo and 'JPX-LEI' text. To the right are links for '日本語' and 'Search', and a 'Font Size' selector with 'M' and 'L' options. Below this is a navigation bar with four items: 'JPX-LEI System', 'JPX-LEI Search', 'Application Procedures' (which is highlighted), and 'My Page'. Below the navigation bar is a breadcrumb trail: 'HOME > Application Procedures'. The main content area is titled 'Application Procedures' and contains five application options, each with a red play button icon:

- Application for JPX-LEI allocation (NEW)
- App...
- [Application for changes to registered data](#)
- JPX-LEI bulk application** (highlighted with a callout: '2. Click here')
- Application for Expire


JPX-LEI Applicant <JPX-LEI bulk application>




**JPX-LEI**

日本語

Font Size: **M** L



Search



[JPX-LEI System](#)

[JPX-LEI Search](#)

[Application Procedures](#)


[My Page](#)

HOME > JPX-LEI Bulk application

JPX-LEI Bulk application

3. Please look at this.

Plural applications may be made by one procedure. For such bulk application, please contact the following;

 **Contact**

Information Services
Tel : 050-3377-7830
E-Mail: lei@jpx.co.jp

JPX-LEI Applicant <FAQ>



Regarding fee and others, please look at FAQ.



JPX-LEI System	JPX-LEI Search	Application Procedures	My Page
<ul style="list-style-type: none">▶ Outline of JPX-LEI▶ JPX-LEI code structure▶ Global LEI Governance Structure▶ Process of Allocation of Legal Entity Identifier (LEI)▶ Fees	<ul style="list-style-type: none">▶ JPX-LEI Search▶ Download(JPX-LEI Full files)▶ Download(JPX-LEI Delta files)	<ul style="list-style-type: none">▶ Application for JPX-LEI allocation (NEW)▶ Application for transfer to JPX-LEI▶ Application for changes to registered data▶ LEI bulk application	<ul style="list-style-type: none">▶ MY JPX-LEI (Application)▶ MY JPX-LEI (Registered)▶ Application for JPX-LEI allocation▶ Change your Account

1. Click here

▶ Handling of Personal Information ▶ Terms and Conditions ▶ FAQ ▶ Contact Us ▲ page up

FAQ

Q 1 What is JPX-LEI ?



Q 2 Who requires JPX-LEI ?



2. Click here

Q 3 Who can apply for JPX-LEI?



Q 4 How long does it take to receive JPX-LEI ?



JPX, as a rule, allocates JPX-LEI and notifies the applicant within 5 business days after application with full documents.

Q 5 How will I be notified of my registered JPX-LEI ?



Q 6 What is the cost ?

